

Elements™



inspired by nature



Elements™

Inspired by aspects of nature, Elements™ and Elements™ Chunkies produce lush, organic, and earthy hues. Designed to simulate the aesthetic, movement and interest of mid-range and high fire glazes in a cone 06/05 oxidation kiln firing, Elements™ and Elements™ Chunkies give artists a wide variety of options in one product, as glaze application, firing temperature and shape will influence the outcome of finished work. The glazes may vary from gloss to matte, with subtle variations occurring in each color. Elements™ and Elements™ Chunkies can also be combined or layered to create unique hues.

New Elements™ glazes



NEW
AP EL-150
Fern




NEW
AP EL-151
Deep Water



AP EL-101
Oyster Shell



AP EL-103
Sea Spray



CL EL-106
Tidal Pool




AP EL-107
Amber Ash




AP EL-110
Mudslide



CL EL-113
Spanish Moss




CL EL-117
Waterfall



AP EL-118
Blue Grotto




CL EL-119
Burnished Steel



CL EL-120
Black Ice




AP EL-121
Copper Adventurine



CL EL-122
Malachite



CL EL-123
Patina



CL EL-124
Stormy Blue




AP EL-125
Sahara Sands



AP EL-127
Rose Granite



AP EL-128
Wheat



AP EL-129
Slate



AP EL-130
Sea Green




AP EL-131
Turtle Shell



AP EL-132 Rust Red




AP EL-133 Autumn




AP EL-134 Mirror Blue



CL EL-135 Rare Earth



CL EL-208 Moss Creek




AP EL-209 Night Sky



AP EL-211 Volcanic Glow



CL EL-212 Spotted Walnut



CL EL-136 Lapis Lagoon



CL EL-137 Black Aventurine




CL EL-140 Toasted Almond




AP EL-142 Grass



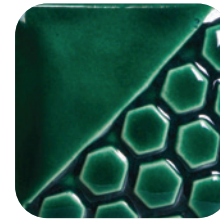
AP EL-213 Painted Desert



CL FN-215 Aztec Jade



CL FN-217 Evergreen Fir



CL FN-218 Green Sapphire



AP EL-143 Cactus Flower




AP EL-144 Dark Amethyst



AP EL-145 Ginger Root



AP EL-146 Rain Cloud



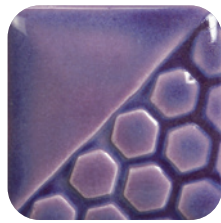
CL FN-219 Lustre Green



AP EL-147 Creek Bed




AP EL-148 Smoked Lilac



AP EL-149 Lavender Flower




AP EL-150 Fern



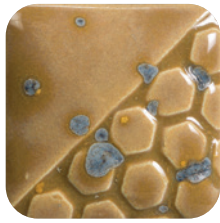
AP EL-151 Deep Water



AP EL-204 Glowing Embers



CL EL-205 Jade Pebble



AP EL-207 Gold Mine

Some Elements™ glazes are not to be recommended for dinnerware produced from low fire earthenware clay bodies as these glazes can exhibit surface textures such as cracks and crevices. While the glazed surface may pass lead & cadmium leach tests, and therefore legally considered Food Safe, attempts to adequately clean the textured surface may cause the underlying porous ware to absorb water and fail. Elements™ glazes may be considered dinnerware safe if surface texture is eliminated when firing to mid-range or high fire temperatures. The key is recommended usage for low fire (earthenware cone 05/06) dinnerware. Glazes with surface texture applied to vitrified clay bodies do not have the same concern.

AP AP Non-Toxic - Suitable for use by artists of all ages when used according to manufacturer's directions.

CL CL Health Caution - Should not be used by children under the age of 12.

Dinnerware Safe - Meets Food Safe regulations as set by FDA. Dinnerware safe when used according to manufacturer's directions as it does not exhibit surface textures that could trap food and harbor bacterial growth.

Not Dinnerware Safe - Not recommended for low fire (earthenware cone 05/06) dinnerware as the fired finish contains cracks, crevices and other surface textures that can trap food and harbor bacterial growth. Attempts to clean can cause the underlying porous ware to absorb water and fail. Recommended for ornamental use only.

Elements™ Class Packs

Our Elements™ glazes kit

EL-KIT2 Contains 12 - 4 oz. jars

EL-KT2P Contains 12 - Pints



EL-103 Sea Spray

EL-119 Burnished Steel

EL-120 Black Ice

EL-121 Copper Adventurine

EL-122 Malachite

EL-123 Patina

EL-124 Stormy Blue

EL-128 Wheat

EL-130 Sea Green


EL-132 Rust Red

EL-133 Autumn

EL-134 Mirror Blue


Pottery Cascade™

Pottery Cascades are moving, flowing glazes, commonly used under or over other glazes to create reactions. They can be applied randomly or uniformly, brushed or dabbed on with a sponge. White Cascade adds a tinge of color to glazes with which they are used. Use Pottery Cascade™ as a flux with Elements™ to create movement in the colors. Great visual effects are created when added under, over or in-between Elements™ or Elements™ Chunkies. Pottery Cascades are perfect for the low fire designer seeking to create the looks achieved at higher temperatures. Their variability ensures that no two designs will be exactly alike.



PC-601
Clear Cascade

*over EL-118 Blue Grotto



PC-602
White Cascade

*over EL-118 Blue Grotto



In Design

Use Elements™ to create designs, use in layering, or apply as a natural backdrop to your artwork.



As a Standalone Glaze

Elements™ and Elements™ Chunkies are stunning on their own, such as EL-122 Malachite shown above. Vary the number of coats and ware used to achieve different variations of one glaze.





With Designer Liner

Elements™ and Elements™ Chunkies can be used with Designer Liner.



EL-118 Blue Grotto,
EL-211 Volcanic Glow,
PC-601 Clear Cascade,
PC-602 White Cascade

Glaze Combinations

Elements™ and Elements™ Chunkies can be used in combination with other glazes, such as Jungle Gems™, Stroke & Coat® and Foundations®.




CG-993 Lavender Sprigs,
EL-147 Creek Bed



Mid-Range

While formulated for cone 06/05 use, many of the glazes perform beautifully at higher temperatures. Refer to the individual color label for cone 6 firing performances. As Elements™ tend to flow at higher temperatures, the orientation at which your glazed ware is fired (flat vs vertical) can greatly impact the look, as seen on the chips below. Due to the movement of the glaze, we recommend limiting the glaze on the bottom third of a vertical piece to avoid running off the ware. We recommend testing to determine color, surface characteristics and movement prior to use.

Fired flat
Cone 6




EL-107
Amber Ash

Fired vertically
Cone 6



EL-107
Amber Ash

Fired flat
Cone 6

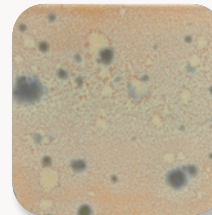


EL-124
Stormy Blue

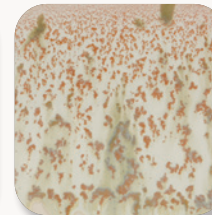
Fired vertically
Cone 6



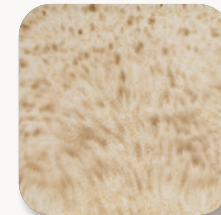
EL-124
Stormy Blue



EL-207
Gold Mine



EL-207
Gold Mine



EL-212
Spotted Walnut



EL-212
Spotted Walnut

Many Elements™ and Elements™ Chunkies perform well at mid-range (cone 5/6) and higher temperatures (cone 9/10) but will change color. Cone 6 fired color results can be found on the left-hand side of the color label.

EL-123 Patina



Cone 06
998°C / 1828°F



Cone 6
1222°C / 2232°F



Cone 10
1285°C / 2345°F

Cone 6 Results for Select Elements™



EL-101
Oyster Shell



EL-103
Sea Spray



EL-106
Tidal Pool



EL-107
Amber Ash




EL-110
Mudslide



EL-119
Burnished Steel



EL-121
Copper Adventurine



EL-122
Malachite



EL-123
Patina




EL-124
Stormy Blue



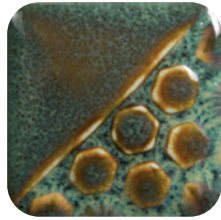
EL-125
Sahara Sands



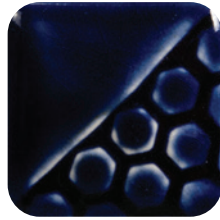
EL-128
Wheat



EL-129
Slate



EL-131
Turtle Shell



EL-134
Mirror Blue




EL-135
Rare Earth


Cone 6 Results for Select Elements™



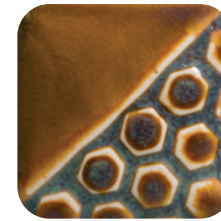
EL-140
Toasted Almond



EL-142
Grass



EL-144
Dark Amethyst



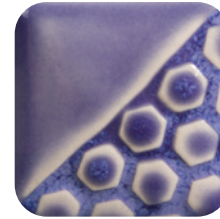
EL-145
Ginger Root




EL-146
Rain Cloud



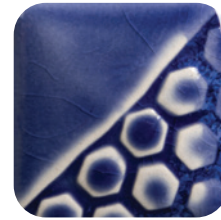
EL-147
Creek Bed



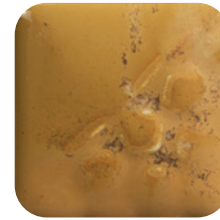
EL-149
Lavender Flower



EL-150
Fern



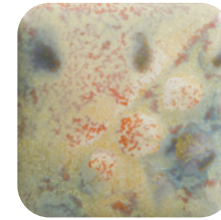
EL-151
Deep Water



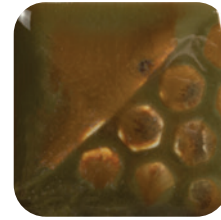
EL-204
Glowing Embers



EL-205
Jade Pebble



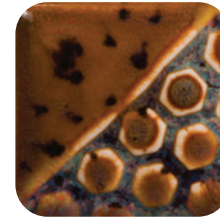
EL-207
Gold Mine




EL-208
Moss Creek



EL-212
Spotted Walnut



EL-213
Painted Desert



FN-218
Green Sapphire

To view the entire collection of Elements™ & Elements™ Chunkies at cone 6, visit MaycoColors.com

Stroke & Coat®

The Creative Choice

An intermixable, versatile glaze
perfect for the classroom or studio.



Jungle Gems™ Crystal Glaze

Featuring crystals that bloom into
unique and beautiful surfaces. Try in
combination with other glazes.



STONEWARE

Depth, sophistication, and reliability
for artists working from mid-range
to high fire temperatures.



Expand your palette
with these glaze lines and
other products from Mayco.



MC-457E 8/21

Mayco Colors
Coloramics, LLC
4077 Weaver Court South
Hilliard, OH 43026

614-876-1171
info@maycocolors.com
MaycoColors.com

